

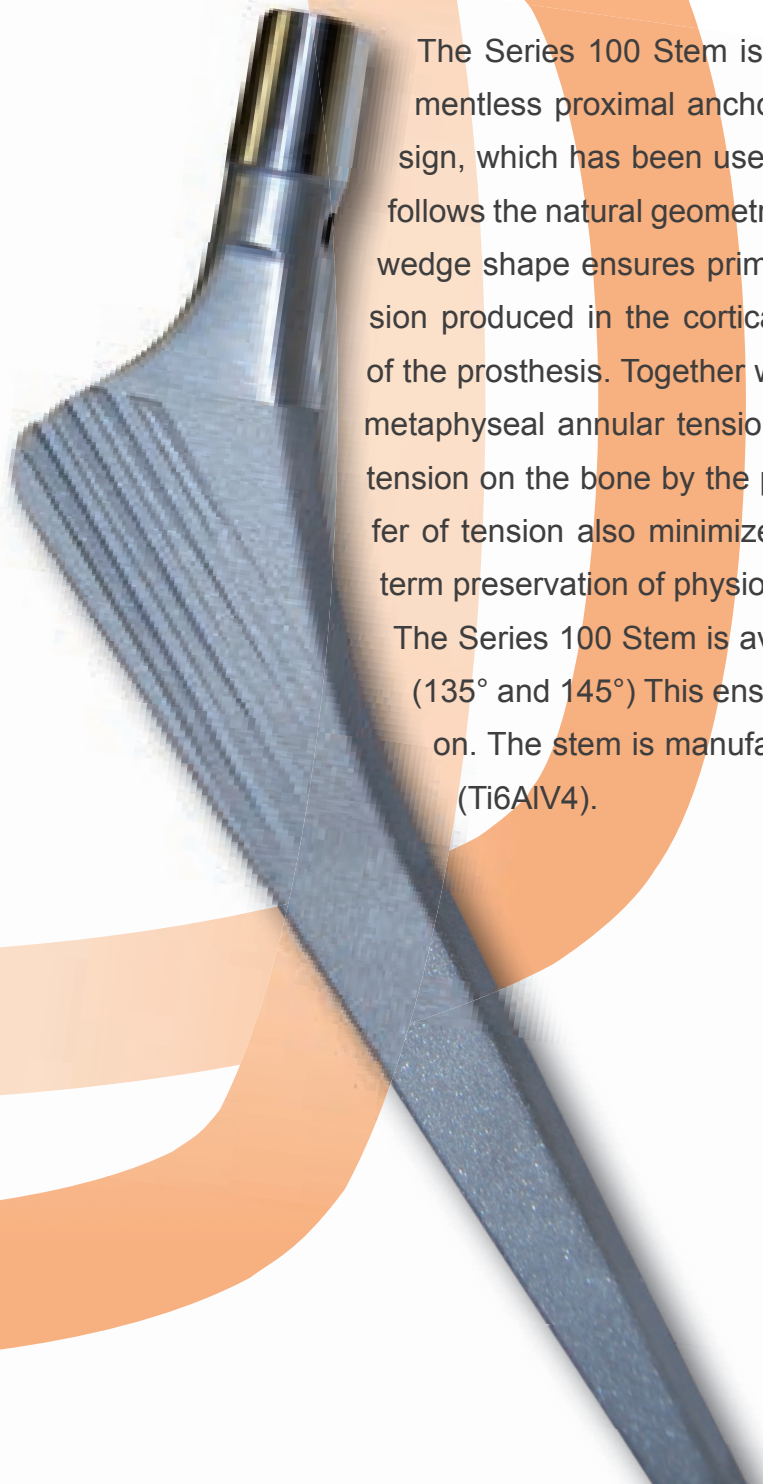
An abstract graphic consisting of several thick, overlapping orange curved lines that form a partial circular shape on the right side of the page. The lines are in various shades of orange, creating a sense of depth and movement.

# Series 100

Cementless Hip Stem

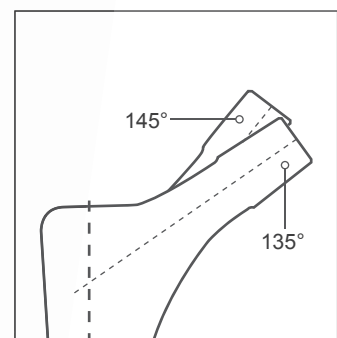
# Series 100 Cementless Hip Stem

Based on principles described by Prof. Dr. Lorenzo Spotorno and other Authors



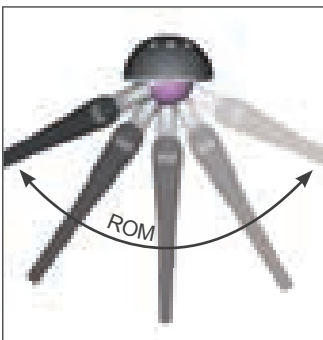
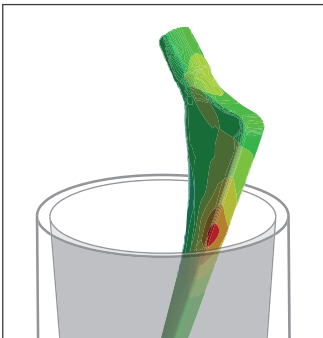

The Series 100 Stem is a modular hip joint implant for cementless proximal anchoring. The tapered wedge stem design, which has been used successfully for many years now, follows the natural geometry of the proximal femoral canal. The wedge shape ensures primary stability by way of annular tension produced in the corticalis over the entire proximal profile of the prosthesis. Together with the rib structures, this proximal, metaphyseal annular tension ensures a continuous exertion of tension on the bone by the prosthesis. This metaphyseal transfer of tension also minimizes stress shielding to provide long-term preservation of physiological bone biology.

The Series 100 Stem is available in two different CCD angles (135° and 145°) This ensures optimized anatomical adaptation. The stem is manufactured of high quality titanium alloy (Ti6AlV4).



2 CCD angles: 135° / 145°

# Series 100 Stem



## Primary and Secondary Stability

---

- Press-Fit anchoring
- Tapered Wedge design
- Precisely tailored rasps
- Biological integration of the stem and optimal osseointegration due to roughly blasted surface

## Permanent Quality-Control

---

- Calculation of material strength
- Material-tested and certified for heads up to 5XL necks according to ISO 7206-4 and 7206-6

## Technical Features

---

- Equipped with „euro-conform“ Taper 12/14
- BIOLOX® delta compatible
- Slim Prosthesis neck guarantees best possible Range of Motion - ROM up to 125°

## Instruments

---

- Simple and secure handling
- 1 Set of instruments for both CCD angles
- Intraoperative test run with trial components and trial rasps possible
- Rasp can be used as trial stem for both CCD angles (135° and 145°)

# Series 100 Options

## Stem Design

---

- Cementless Tapered Wedge Design
- 2 CCD angles: 135° / 145°
- 10 anatomically adapted sizes
- Taper 12/14

## Modular PF Cup with Locking Screws

---

- PF = PressFit: Accurately fitting acetabulum reamers for best Primary Stability
- The Porous Titanium Plasma Coating supports bone in-growth for best Secondary Stability
- Additional fixation with up to 5 locking screws (optional)
- 9 sizes, PE inlays in UHMWPE as standard or with posterior wall version as well as BIOLOX® delta ceramics

## Ceramic and PE (UHMWPE) Inlays

---

- Inlays for 28 mm, 32 mm, 36 mm diameter heads
- Available in ceramic and PE (UHMWPE)
- Snap-in mechanism securely anchors cup and PE inlay

## Ceramic and Metal heads



---

- Modular CoCrMo Metal Heads in Dia. 28/32/36, Neck Lengths S - 3XL
- Ceramic Heads: BIOLOX® delta Dia. 28/32/36, Neck Lengths S - L


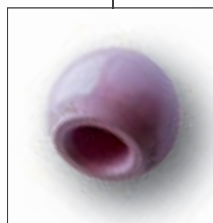
# Series 100 Options



PF Cup with 5 holes optional screws



Ceramic and PE Inlays



Ceramic and Metal Heads

